


















































Pearson Realize On-Demand Training










Click on the link to choose from the variety of on-demand training resources listed below.

<https://mypearsontraining.com/products/realize/tutorials>











Getting Started (19 items)

✓ Title	Tutorial	Handout	Detail
EasyBridge Basic: Teacher Self-Registration Guide	-		
Getting Started with Teacher Self-Registration (EasyBridge Basic users) (03:30)			
MyPearson Training and Pearson Realize Single Sign-On Integration FAQ	-		
Getting Started with Pearson Realize - New User Setup and Home Page Navigation (03:00)			
Getting Started with Pearson Realize - Log-in and Home Page Navigation (02:00)			
Getting Started with Pearson Realize - Navigate Content (04:15)			
Getting Started with Realize - Assign Content (03:30)			
Realize Quick Reference Guide for Teachers	-		
Create and Manage Classes (06:30)			
Create and Manage Groups (03:22)			
Managing Assignments (04:15)			
Discussion Prompts: Create, Edit, or Remove (08:30)			
Assign and Manage Discussion Prompts (06:28)			
Realize Early Learning Theme (09:27)			
Build A Test Using Test Banks (09:15)			
Build a Test Writing Your Own Questions (07:05)			
How Teachers Remove Programs	-		
OpenEd Resources Flyer	-		
























Progress Monitoring and Reporting (3 items)

✓ Title	Tutorial	Handout	Detail
Class and Student Data (07:42)			
Review and Score Assignments (06:19)			
Item Analysis Report (08:00)			

Realize Reader (4 items)

✓ Title	Tutorial	Handout	Detail
Realize Reader: Access for Teachers and Students	-		
Realize Reader: Navigation and Features (11:11)			
Realize Reader: Manage Offline Access (05:11)		-	
Realize Reader: Assignments (07:13)			

Additional Resources (12 items)

✓ Title	Tutorial	Handout	Detail
Realize: Announcements and Resources	-		
Realize: Online Help for Teachers	-		
Realize: Online Help for Students	-		
Realize: Online Help Early Learner Students	-		
Realize: System Requirements	-		
Teacher End-of-Year Checklist	-		
Realize: How To Reset Student Passwords	-		
Realize: Best Practices for Users of Shared Devices	-		
Realize: How Teachers Resubscribe to Programs	-		
Realize: Parent Letter (English)	-		
Realize: Parent Letter (Spanish)	-		
eText for Schools Platform Training		-	